


Medication History Clinical Patient Safety Alerts Overview



Medication History

Clinical Patient Safety Alerts

Medication History

3 Selected Patient Records ▲ Search Date: 01/02/2019 14:55:46

- 1 John Watson, 06/04/1980, M, 🏠, 1313 Mockinbird Lane, Mockinbird Heights, 69005, 1111123344
- 2 ▲ John Watson, 06/04/1980, M, 🏠, 1234 EL CAMINO REAL, Mountain View, 94035
Patient Note: John Watson stole his physician's prescription pad
- 3 John (beagle) Watson, 06/04/1980, M, 🐕, 1313 Mockinbird Lane, Mockinbird Heights, 69005, 1111123344

DISPLAY Last 6 Months All View/Print PDF Download PDF

45.75 MME Assessment * 30 day average

4 Multiple Provider Episodes * Last 6 Months


Overlapping Prescriptions * Last 45 Days

3 Risk Score Max Score = 7

All Substances

+	Patient	Fill Date	Sold Date	Drug	Qty	Days	Refills	Prescriber	Pharmacy	Payment
+	1	11/28/2018	11/28/2018	alprazolam (alprazolam) 1 mg tablet	90	30	0	Miranda Bailey	Newbie Pharmacy PH#: 4025599992	Commercial Insurance
+	1	11/27/2018	11/27/2018	hydrocodone-acetaminophen (hydrocodone-acetaminophen) 7.5-300 mg tablet	100	10	0	Meredith Grey	Test Pharmacy PH#: 4025599999	Commercial Insurance
+	1	11/27/2018	11/29/2018	oxycodone (oxycodone) 10 mg tablet	50	8	0	Beverly Crusher	Kevin s Pharmacy PH#: 4025599992	Private Pay
+	1	11/25/2018	11/25/2018	hydrocodone-acetaminophen (Vicodin) 5-300 mg tablet	180	30	0	Gregory House	Hometown Pharmacy PH#: 4025599992	Private Pay

Clinical patient safety alerts will display if the criteria for the alert is met



MME Alert

Clicking on the alert will display a 30-day graphical representation of the opioid prescriptions dispensed.

DISPLAY Last 6 Months Controlled and Non-Controlled View/Print PD

45.75 MME Assessment
* 30 day average

4 Multiple Provider Episodes
* Last 6 Months

Overlapping Prescriptions
* Last 45 Days


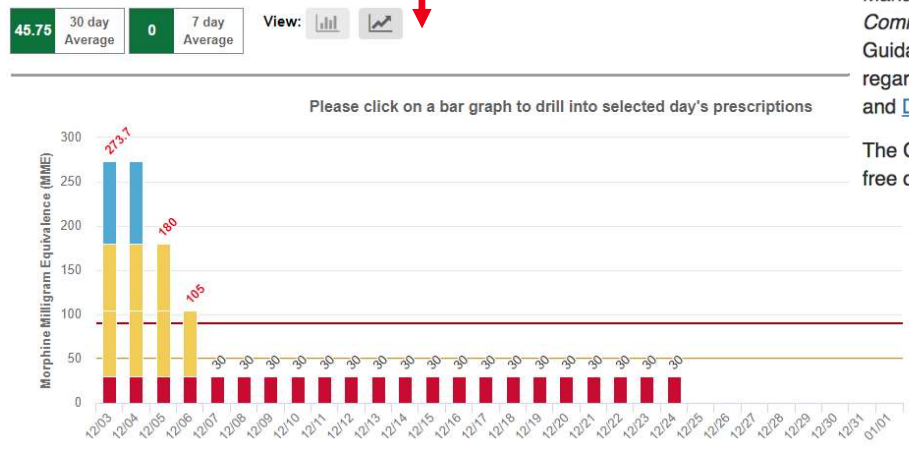
3 Risk Score
Max Score = 7

More Info for MME
Morphine milligram equivalent (MME) is the amount of morphine an opioid dose is equal to when prescribed, often it is used as a gauge of the abuse or overdose potential of the amount of opioid that is begin given at a particular time.

For additional information please visit the *Nebraska Pain Management Guidance Document: A Provider and Community Resource*, [Introduction](#) Section. The Guidance Document also contains helpful information regarding [Tapering](#), [Treating Acute and Chronic Pain](#), and [Difficult Conversations](#) with patients.

The CDC has developed a [CDC Opioid Guideline App](#) for free download that can help with MME calculations.

Clicking on the information button in the corner of the alert will display information about the alert and hyperlinks to sections of the Nebraska Pain Management Guidance Document



Multiple Provider Episodes Alert

DISPLAY Last 6 Months Controlled and Non-Controlled View/Print PD

45.75 MME Assessment * 30 day average

4 Multiple Provider Episodes * Last 6 Months

3 Overlapping Prescriptions * Last 45 Days

3 Risk Score Max Score = 7

Clicking on the information button in the corner of the alert will display information about the alert and hyperlinks to sections of the Nebraska Pain Management Guidance Document

Multiple Provider Episodes

4 Multiple Provider Episodes * Last 3 Months

4 Multiple Provider Episodes * Last 6 Months

Select Time Range: 6 Months


Pharmacies (3):

Name	Fills	Phone
Test Pharmacy	4	(402) 559-9999
Kevin s Pharmacy	2	(402) 559-9992
Hometown Pharmacy	2	(402) 559-9992

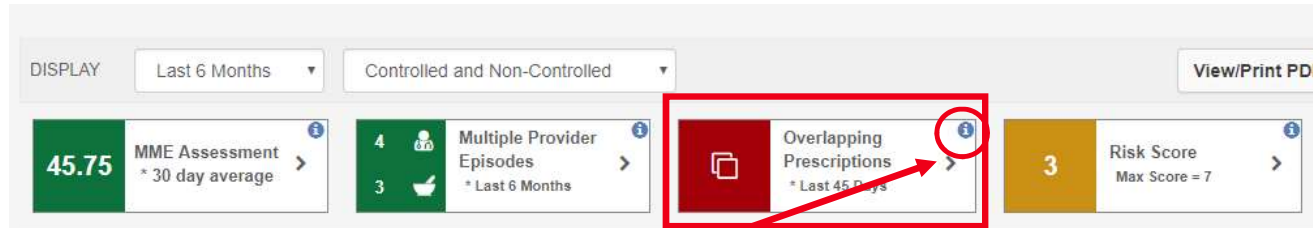
Prescribers (4):

Name	Fills	Phone
Doogie Howser	2	(999) 111-2225
Beverly Crusher	2	(999) 111-1225
Gregory House	2	(999) 111-1235
Meredith Grey	2	(999) 111-2275

Clicking on the alert will display a list of the prescribers who issued an opioid prescription and pharmacies which dispensed opioid prescriptions in the last 6 months.



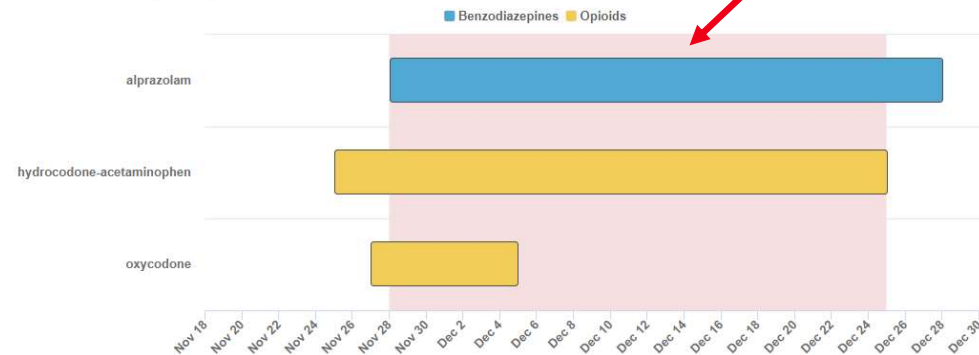
Overlapping Prescriptions Alert



Clicking on the alert will display a timeline and list of dispensed opioid and benzodiazepines in the last 45 days


Clicking on the information button in the corner of the alert will display information about the alert and hyperlinks to sections of the Nebraska Pain Management Guidance Document

Medications Timeline



Overlapping Medications

Category	Drug Name	Fill Start Date	Fill End Date	Sold Date	Day Supply	Quantity	Prescriber	Pharmacy
Overlapping Period: 11/28/2018 - 12/24/2018								
	alprazolam (alprazolam) 1 mg tablet	11/28/2018	12/27/2018	11/28/2018	30	90	Miranda Bailey	Newbie Pharmacy
	hydrocodone-acetaminophen (Vicodin) 5-300 mg tablet	11/25/2018	12/24/2018	11/25/2018	30	180	Gregory House	Hometown Pharmacy



Risk Score Alert

This alert is a cumulative calculation of all clinical safety alerts and will display assessment criteria, individual risk scores and a total risk score.

DISPLAY Last 6 Months Controlled and Non-Controlled View/Print PD

45.75 MME Assessment * 30 day average

4 Multiple Provider Episodes * Last 6 Months

3 Overlapping Prescriptions * Last 45 Days


3 Risk Score Max Score = 7

Risk Score Assessment

Risk score calculation includes the outcome of the following alerts: Morphine Milligram Equivalent (MME), Multiple Provider Episodes (MPE), and Overlapping Prescriptions. Total risk score of 1 or lower indicates low risk, total risk score of 2-3 indicates moderate risk, and total score of 4 or higher indicates a high risk of opioid-related adverse events. Individual alert scores are also displayed for each assessment criteria. [See details for risk score calculation.](#)

Assessment Criteria	Alert Score	Risk Level
MME Risk Score	1	Low
MPE Risk Score	0	Low
Overlapping Prescription Risk Score	2	Moderate
Total of Risk Score	3	Moderate

Clicking on the information button in the corner of the alert will display information about the alert and hyperlinks to sections of the Nebraska Pain Management Guidance Document



For troubleshooting or to receive additional support or information about NEHII, please contact support@nehii.org

